

M18 SCREEDEMON

POWERED BY M18™ REDLITHIUM™ BATTERY



SCREEDEMON



**POWERED BY
M18 REDLITHIUM**



BUILDING A BETTER JOBSITE EXPERIENCE

[SWS500]

MBW.COM



BATTERY SCREEDEMON

BACKGROUND

When MBW develops a new product, we look for deficiencies in products already in the marketplace. Portable wetscreeds suffered 3 serious shortcomings:

MECHANICAL

Wet screeds were prone to high maintenance, especially in drive mechanisms between the engine and exciter. The ScreeDemon employs simple, durable, low cost rubber isolators to drive the eccentric.

FUNCTIONAL

Most screed and screed bar combinations produce irregular vibration along the length of the screed bar. Not only is the concrete exposed to highly variable levels of vibration, but cream levels vary from spot to spot along the screed bar. The back-to-back triangular construction of the ScreeDemon bar is extremely rigid and minimizes variability in the transmission of vibration. Most screeds bolt to their screed bars. Hardware threads are compromised by the concrete and assembling or removing the screed becomes such a problem that crews often don't disassemble for cleaning or transport. The ScreeDemon simply clamps to the specially designed bar. No holes to weaken the screed bar. No threads to complicate assembly/disassembly. The ScreeDemon goes together and comes apart in seconds.

OPERATOR HEALTH & SAFETY

All wet screeds tested by MBW exposed operators to excessive hand/arm vibration. The ScreeDemon's patented mount retention method enables use of low durometer isolators without loss of operator control. Hand/arm vibration is 50 to 90% lower than competitive screeds.

US & International Patents

M18™ REDLITHIUM™ BATTERY TEST:

Many variables can affect the run time - the following results are not guaranteed

5Ah Run time at full throttle: 27 minutes


Recharge time: 49 minutes

9Ah Run time at full throttle: 50 minutes

Recharge time: 86 minutes

12Ah Run time at full throttle: 65 minutes

Recharge time: 120 minutes



MODEL	500M
Operating Weight	33.5lbs (15.2kg) (Including 12 Ah battery)
Powered by	Milwaukee Tool M18™ REDLITHIUM™ HIGH OUTPUT™ batteries
Maximum Power	630W

Bar Specifications

BARS	WIDTH	WEIGHT
17804	4 ft (1.22 m)	8.1 lb (3.7 kg)
17806	6 ft (1.83 m)	12.1 lb (5.5 kg)
17808	8 ft (2.44 m)	16.1 lb (7.3 kg)
17810	10 ft (3.05 m)	20.1 lb (9.1 kg)
17812	12 ft (3.66 m)	24.0 lb (10.9 kg)
17814	14 ft (4.27 m)	28.0 lb (12.7 kg)
17816	16 ft (4.88 m)	32.0 lb (14.5 kg)
17818*	18 ft (5.49 m)	36.0 lb (16.3 kg)

*18 ft bars require two ScreeDemon power units.

() Metric Measurements, Specifications subject to change without notice.



EXTRA RIGID, DOUBLE TRIANGULAR, MAGNESIUM SCREED BAR

- minimizes variability in vibration
- clamps to ScreeDemon - no holes or hardware through bar
- is attached or removed from screed in seconds for cleaning/transport
- allows for offsetting of screed for working under protrusions

BATTERY SCREEDEMON

FEATURES

VARIABLE THROTTLE

Allows instant response to concrete conditions.

BATTERY-POWERED

Powered by M18™ REDLITHIUM™
Reliable and convenient with no motor maintenance and no motor component failures.

CENTRAL LIFTING POINT

Is perfectly balanced with any length screed bar.

PATENTED

Dual level, anti-vibration system. Unique system reduces vibration transmitted to the operator yet allows complete control of the unit.

SEALED EXCITER

Oversized bearing design requires no maintenance.

MAGNESIUM SCREED BAR

Lightweight. No cut-out or attached hardware. Easy cleanup. Available in 2 foot increments from 4' to 18'.

BATTERY & CHARGER



MAIN HANDLE

Walk-in design allows easy access to lifting points, tool-free adjustment, folds for easy transport and storage.

LIGHTS

LED lights shine 6 to 8 ft per side for darker work areas.

HIGH STRENGTH

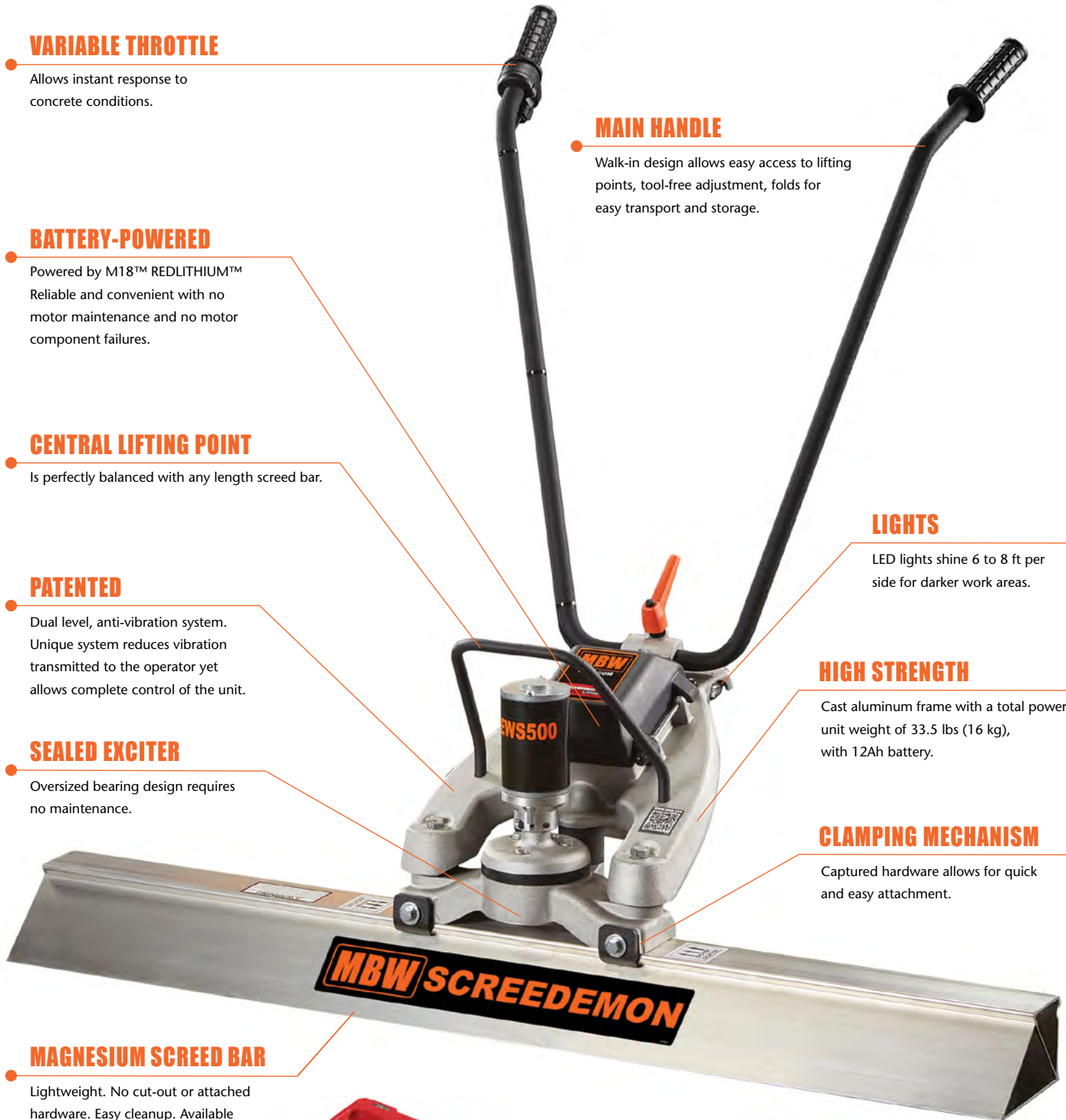

Cast aluminum frame with a total power unit weight of 33.5 lbs (16 kg), with 12Ah battery.

CLAMPING MECHANISM

Captured hardware allows for quick and easy attachment.

WRENCH & BATTERY BOX

Inside the battery box is a wrench for fixing the bar to the drive unit. The battery box has drainage holes to avoid moisture build up.



ABOUT MBW INC.

Since 1967, MBW has been manufacturing one of the construction industry's most interesting lines of compaction, concrete and related equipment.

WHAT MAKES THE MBW LINE INTERESTING?

MBW is not a copyist - we do not duplicate designs developed by others. MBW begins each new engineering project with the assumption that significant progress can be made in terms of improved productivity, reduced maintenance, longer life, enhanced user safety and lower long-term cost of ownership. Often, MBW's R&D efforts result in entirely fresh approaches to solving industry problems. Many of our products have pushed the productivity envelope to new heights. Some MBW products afford their operators the industry's safest tools in a given product class. Most MBW products solve long standing maintenance issues and extend product life expectations. Our goal is to provide equipment users with products of significant, tangible, comparative value . . . reasons to invest in MBW products.



SCREDS



TROWELS



ROLLER ATTACHMENTS



RAMMERS



VIBRATORY PLATES

AUTHORIZED DISTRIBUTOR



L22450 07/23 | Copyright© 2023 MBW Incorporated All Rights Reserved

MBW Inc.

250 Hartford Road • P.O. Box 440

Slinger, Wisconsin • 53086-0440 • USA

Ph: 800-678-5237 or 262-644-5234 • Fax: 262-644-5169

E-mail: mbw@mbw.com • Website: www.mbw.com

MBW Europe Ltd.

Units 2 & 3 Cochrane Street • Bolton BL3 6BN • England UK

Ph: 44 (0) 1204 387784 • Fax: 44 (0) 1204 387797

E-mail: mbwuk@mbw.com or mbweurope@mbw.com

Website: www.mbw.com • Europe Website: www.mbw-europe.com